

# 纤丽美体

xian li Body



Company website:<https://goodlooking.en.alibaba.com>

## GD576 top seller big floating pod tank

### Introduction:

#### **Floatation isolation tank float Float-Room Sessions Tank**

Floatation, also known as floating, is a practice where you float effortlessly in a special pod of Epsom Salt water. Without the constant noise of analysing the world around you, your body lowers its levels of cortisol (which is the main chemical component of stress). Your brain releases elevated levels of dopamine and endorphins.

Your muscles, joints, and bones take a well-deserved break. Your mind becomes still and your body suddenly has loads of extra resources, which allows it to focus on things like healing and resting – the stress simply floats away. The spine lengthens an inch, chronic pain is relieved, and your muscles are allowed to fully recover. Unlike lying on a mattress, lying in water allows blood to flow freely all throughout your body.

About 40 minutes into your float at The Float Spa in Hove, your brain stops producing its normal Alpha waves and starts churning out Theta waves. The [Theta state](#) is typically associated with advanced meditative techniques and provides an immense clarity of thought and an experience of the pure essence of being. Floatation is a tool that makes this state easily accessible to anyone.

Even the magnesium-based Epsom Salts, we use at The Float Spa in Hove are good for you. They soften and replenish your skin, and help counteract the magnesium deficiency that most of us have due to depleted magnesium levels in our soil and food.

## Floating benefits

- eliminate tension, improve sleep, efficient rest

Space floating can produce self-hypnotic effect to improve the enthusiasm to improve sleep; reduce mental stress, physical and mental get an excellent rest. Promote mental relaxation, eliminate stress, anxiety, depression, fear and time difference fatigue, eliminate mental and physical stress; the body to play a fast charge and the role of additional energy.

- muscle relaxation, improve memory, energetic

Space floating on the role of human health Experts pointed out that 30 minutes of space floating sleep is more than 4 hours of normal sleep, it can stimulate the left and right brain synchronization coordination, improve brain waves; people thinking clear, thought sensitive and flexible; Creativity, improve the ability to observe; slow down the ideological and physical sense of tension, make people full of spirit, energetic, people into the "nothingness" state, can receive acupuncture and yoga the same relaxation effect.

- conditioning joints, prevent pain, lower blood pressure

Space floating floating state so that the muscles do not have to fight against gravity, weight also will disappear with the muscles, joints, cervical and other fast into the complete relaxation, get the depth of relaxation, and the body's blood supply status to be readjusted, Improve blood circulation; for the treatment of neurasthenia, mental stress spasms, hypertension, rheumatism, arthritis and other significant adjuvant treatment effect, to eliminate the body pain has a good effect.

- enhance physical fitness, conditioning pulse, reduce trauma

.....

Space floating can improve the physical state of exercise, reduce the secretion of cortisol, lactic acid and produce increased secretion of brain endocrine, reduce motor trauma, accelerate the recovery of trauma, conditioning pulse, heart rate and oxygen consumption.



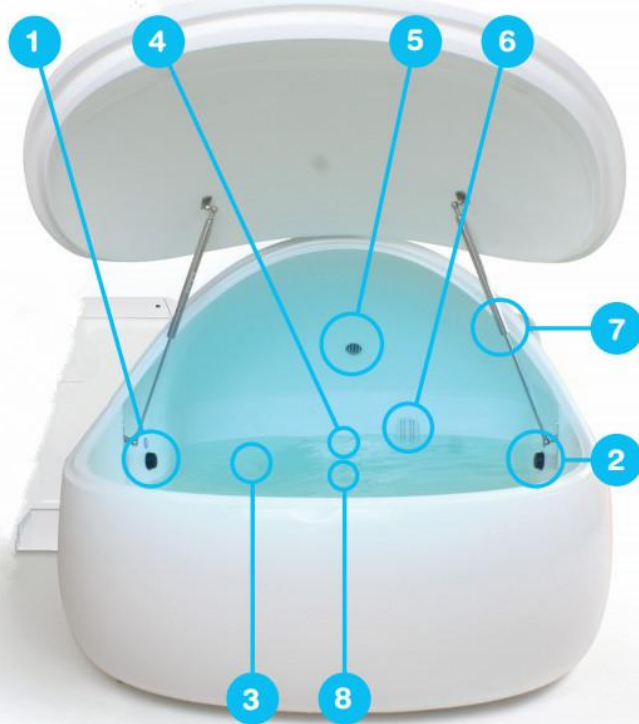
## Applicable scene

### Features

- 1, The power supply voltage a.c. 220V-240V ; 50Hz-60hz
- 2, The total power is 6000W
- 3, Disinfection pod by ozone O<sub>3</sub>
- 4, The temperature ranges from room temperature to 70 °C
- 5, Timer :0 to 2000 minutes
- 6, Automatic water recycling
- 7, Floating hydraulic massage
- 8, Constant temperature
- 9, Bluetooth music
- 10, UV light disinfecting water all the time
- 11, filter cleaning water
- 12, ozone clean the inside pod
- 13, Acrylic material

**GD-pod** Technical Specifications i-sopod front

- 1 switch button for bluetooth music
- 2 switch button for interior light
- 3 12V DC led lights
- 4 filtration water outlet
- 5 ozone disinfection
- 6 12V DC led lamp
- 7 Gas strut.
- 8 filtration water inlet



**Mains Input**

100 – 240VAC. 50/60Hz.  
 This equipment must be earthed.  
 The mains input supply must be externally fused at 13A.

**Heater Output**

Mains output for the water heater. This output is switched on when the tank is not in use and the water temperature falls below the user adjustable set point.

Note that the heater output will only be switched on if a valid water temperature is detected. The water heater connected to this output should incorporate a flow switch and over temperature protection.

Output rating 230VAC 9A

Max surge current 250A for 16.6mS

Protected by a PCB mounted 25A push to reset anti surge fuse.

**Pump Output**

Mains output for the water pump. This output is switched on whenever the water heater is on, the chlorine peristaltic pump is on and when filtration of the tank water is required.

This output will remain on for 20 seconds after the heater is switched off.

Output rating 230VAC 3.15A

Max surge current 15A for 3 Seconds

Protected by a PCB mounted 15A push to reset anti surge fuse.

**Tank dimensions**

- Length = 2500mm (8.2 ft)
- Width = 1505mm (5 ft)
- Height = 1300mm (4ft 3.1/4 inch)
- Weight when filled with salt and water: 950KG

Panel control is touch screen:





Side:



Pipe connection of new pod:



Packing size of pod 256x130x160cm,  
Packing size of panel control:68x82x93cm  
Packing weight:350KG

**Panel:**



We have three kinds of colors for GD576: black ,blue and white









## Floating process

1, floating bath process: changing clothes, bathing ---- floating ---- bathing, changing clothes

2, floating package Recuperation process: changing clothes, bathing → soothing decompression massage → space floating → bath (water shower) → health care therapy → changing clothes

■ the user to change the bath to ease the pressure after the following steps:

1, clear target - I want to decompression, the first to relax the mood is very important (the first user will have a sense of discomfort);

2, into the floating chamber steps – first head pillow set in the neck, into the cabin after the first hand with both hands clenched handrails, and then slowly squat sitting, and then slowly straight legs, with both sides of the armrest lying back , Now let go of your hands, you can enjoy floating;

3, consciousness thinking – imagine yourself back to the mother's belly fetal calm sleep;

4, into the "nothingness" state – listening to sleep decompression music, consciousness into their own "nothingness" state, forget all the troubles, so that they completely enter the "ecstasy" empty state, so that the body floating in the natural floating state of the depth Relax.....

5, out of the floating chamber steps – floating after leaving the cabin before the hand clenched handrails on both sides, and then the first hip to sit down, feet naturally to the front contraction, and then slowly stood up, stand up and step up step Leave the cabin, remove the headrest can be;

6, bathing bath finished – rinse with water, remove the body surface of the micro-mineral particles, changing clothes (according to the needs of floating nursed back to the next step can be nursed back to health).

#### Instruction


First, please connect all cables well between panel control, pod and tap like this:







Seond:Power connection:



The brown color is Live wire (L), the blue color is Neutral wire (N), the orange color is Earth wire, the voltage between Live wire and Neutral wire must have 220V, otherwise the heater won't make heat or heat water very slowly, usually, the 5000w heater can make the water rise about 10 degree per hour for 200 L water.

So must make sure 220V, not 110V, otherwise 110V won't make heater work.

How to judge whether there is 220 voltage or not, here open the heater and use Universal voltmeter to measure this two red circle points has 220 voltage or not, the voltmeter will show the result when you connect the panel control to power and press the start button on the display.



The second way to judge whether the heater is working normally or not is to press



this button at the display :



then check the red circle part inside the heater here:

if this red circle part (four blue is alternating current ) sink like this following red arrow shows :





Then it means the heater works normally,if these four blue alternating current stay the same level with black parts like the following show:




Then heater doesnot work cause the voltage is less than 220V ,which cannot make such power 5000W heater work!

**Next step:**



Then open your tap and let water come through the panel control into the pod,till the pod is filled with water .

Notice:when you get the pod and install it well,before you turn on the machine,you must have to connect this hole to your tap with tap pipe provided by



yourself :

let water from tap come into the pod via panel control,otherwise it will burn the heater if there is no water inside the panel control which contains heater,pump.without water inside the panel control,heater will burn cause heater cannot burn air.before you let water go through the panel control from the hole which is connected to the tap,there is only air inside the pump and heater,so you cannot turn on the heater ,otherwise heater will be burned .once the inside of pod is filled with water enough ,then cover this hole with cover or cloth like




this :

in case air come into the heater and pump again.

After pod is filled with water,then add espom salt 100KG inside the water. the more salt you add,the better the floating will be .

Third :after the water is filled full,please pull out the water pipe between panel control and tap,and **Seal the blast hole so there is no air into the panel control which contains water pump,filter,heater,like this following instruction:**



**After seal the blast hole,then keep these two red valves open :**





In this way, these two red valves are open  
water can go inside the pod now

Notice: Please must make these two valves be in open condition, if not, then the high water pressure will make water inside the panel control leak from the filter, heater! after you turn on the machine, cause water road is stopped by valves and cannot go through the pipe like the following picture:

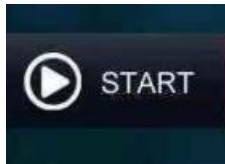


in this way, two red valves are closed.  
water can't go inside the pod now

If you press the heater pump working button now  
then water will break the filter, pump and heater  
then leaking from them

Then press the power on/off on the panel control here:

press this start button



Press this bluetooth button to start the music




,when this button is pressed,then turn on your cell phone,connect your mobile phone to the bluetooth of the panel control of pod via wifi,play the music on your phone.

Press the following led light button to turn on the led light inside the pod like following :



Then led light is on inside the pod light:



Press this button to set the temperature





Then press the following button "+" and "-" next to the temperature button to set the temperature at your favorite degree ,for example ,21 C degree which is C centigrade) instead of F( kelvin )



The highest temperature is 70 C degree

After the temperature is set ,then press the following button to set the time

For touch screen,just use your finger to touch this word



The timer has 2000 minutes maximum time

Press the "+" and "-" button next to the timer button to set the time you want like this way,usually one hour or 200 minutes

After temperature and time are set well, then press this following floating button (heater & pump work at the same time) to heat the water and pump the water recycling at the same time which will maintain the water at the temperature you set till the time you set is over.



Once this button is pressed, UV light disinfecting water, infrared ray heater heating water, water filter filtering water, water pump making water recycling, all of them can work together at the same time.

**Notice: the first time to work the pump and heater after you fill water inside tank, first of all is to watch whether the needle at the top of filter inside the panel control rotates or not once you turn on**




**the pump and heater working button**

**If this needle by the following red one**



**at the top of filter will rotate and point at more than 0 calibration all the time,then it means there is no air inside the pump and heater any more;if the needle doesnot turn or clockwise rotates for a white and then comes back to the 0 calibration,it means there is still air inside the pump and heater,in this way,you have to put this handle by following redy circle one**






**at vertical angle to drain air inside the pump and heater outside them,till there is water coming out of this hole,then it means there is no air inside them any more.**



**Otherwise pump and heater will be burned.**

After each treatment, please press this ozone button O3 to disinfect the inside the pod, 5 minutes is enough.



Press the following music button  in button screen, for touch screen just




touch this word with your finger

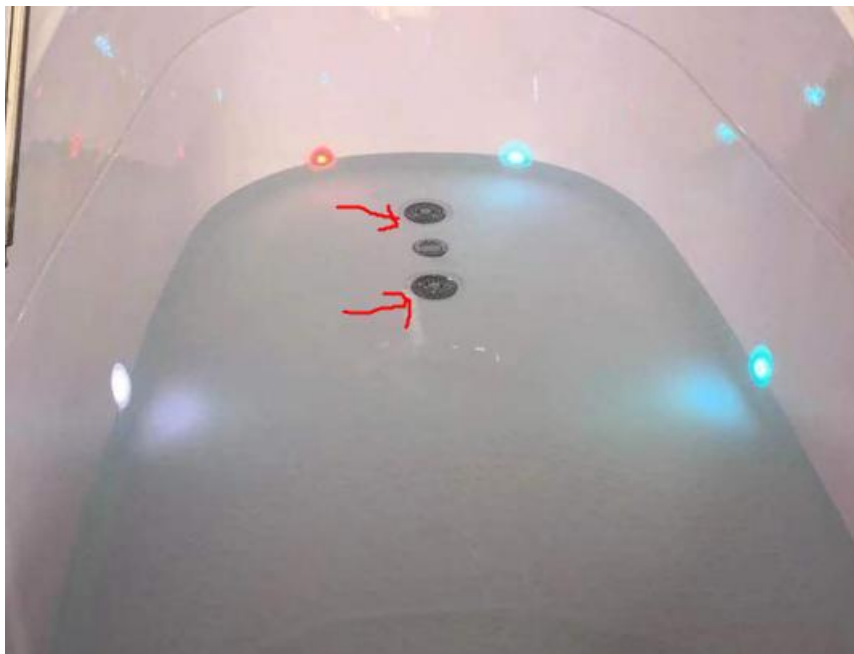
then connect your phone to this bluetooth signal via wifi , then bluetooth music is turned on, then you can play the favourite songs music from your own cell phone and adjust the volume in your cell phone

**Drain:**





Open these three valves, donot turn on the pump heater ,just leave these three valves open and then all water will be drained out of the pod, cause the outlet of pod is at the bottom, watch:





So please donot turn on the pump to drain water,otherwise it will be burned.

## **Notice:**

**There are two bottons inside the pod ,one is to turn on/off the led light(starlight if you add),the other is to turn on /off the bluetooth music:**



There is also call attendance for emergency inside the pod!



this is emergency call ring

Introduction of accessories:

2 micron bag filter



Notice:filter has to be replaced in half year for commercial use everyday,the same with salt water too after half year!

25V UV disinfection lamp





Ozone disinfection



Stainless steel Water drive pump



Water heater at 5000w which heats water fast




**Notice:there is call emergency button inside the pod too!**

## **Maintain**

**When the water add too much salt ,over saturability then the salt water will crystalize in low temperature,especially in winter.But crystalization will cause damage to pipe and pump,like stuck,so you need to add warm water from your tap to make the crystal melt when you find crystal at those valves overnight in Winter.**

**We also offer starlight to our pod,but there is 200\$ more if you wanna add starlight function which makes inside more beautiful:**



**Also software(new touch screen instead of button screen) which costs 150\$ more which has 2000 minutes timer:**





Real CE certificate:

-Certification of Conformity



## Certification of Conformity

MEDICAL DEVICE REGULATION-2017/745 (EU)

Registration No.: ENC2003101GZ48

Applicant : Guangzhou Xianli Beauty Equipment Ltd.

Applicant Address : Room 3A07-1F, Third Floor, 5 Customs West Street, Xinhua Street, Huadou District, Guangzhou City, Guangdong Province, China

Product Designation : Floating Pod Floating Tank Floating SPA

Model Number : GD576, GD571, GD573, GD569, GD565B, GD538, GD567, GD568, GD318, GD319, GD317, GD316, GD313, GD316

Brand Name : GD

Manufacturer : Guangzhou Xianli Beauty Equipment Ltd.

Manufacturer Address : Room 3A07-1F, Third Floor, 5 Customs West Street, Xinhua Street, Huadou District, Guangzhou City, Guangdong Province, China

The submitted products have been tested by us with the listed standard and found in compliance with the MDR-2017/745 (EU) and following European Standards:

Directive	Applied Standards	Test Report No.
EMC Directive	EN 60601-1-2:2015	ENC2003101GZ48E1
	EN 61000-3-2:2014	
	EN 61000-3-3:2013+A1:2019	
Safety Directive	EN 60601-1:2006+A11:2011+A1:2013 +A12:2014	ENC2003101GZ48L1

This certificate is based on an evaluation of a sample of the above mentioned product. Technical report and documentation are at the licence applicant's disposal. This certificate does not imply assessment of the series-production of the product. The CE markings as shown below can be affixed on the product after preparation of necessary technical documentation.




Ray Zhou / General Manager  
Date of Issue: Mar. 19, 2020

wooden package



This kind of package is the most safe and strong one in the market which guarantee the safety during the shipping.

OEM is also welcome,we can make your logo on our pods too,the following is one sample we made for two clients from two different countries:




Finally but not last:you are more than welcome to visit our factory at any time,our facotry can make different pods ,it will be our pleasure and honor to work with you ,your satisfaction is our goal!














You can choose to install floating cabins at homes or for commercial use in spas, gyms, rehabilitation centers, hotels and more.

## Applicable population



Fitness person



Office workers



pregnant woman



Insomnia

## Partial details

## Contact information

Name :mike (sales manager)

Whatsapp: 0086 13352825157

Cell phone: 0086 13352825157





Email :zhkcy051@126.com

Company name:guangzhou xianli beauty equipment Ltd

Company website:

[www.goodlooking.en.alibaba.com](http://www.goodlooking.en.alibaba.com)

## Some Reviews from our clients who bought our pods:

订单编号: 131812518001021299	Time Created: 2022-05-15 20:42
Robert Beringer,United States 供应商服务: 非常满意 (5 stars) 按时发货: 非常满意 (5 stars)	
 <p>Professional Flotation Therapy Tank for Float C... ★★★★★ This company was awesome, they proactively sent status videos, installation videos, provided phone support, provided free upgrades, door to door shipping and they took care of customs as well. Fantastic Experience and the items arrived much faster than anticipated as well. overall a wonderful experience with kind and professional people.</p>	
订单编号: 133330779001024850	Time Created: 2022-05-02 06:58
Emal Mustafa,Netherlands 供应商服务: 非常满意 (5 stars) 按时发货: 非常满意 (5 stars)	
 <p>2021 new arrival big size Acrylic Epsom Salt Fl... ★★★★★ Great</p>	
订单编号: 129939815501024850	Time Created: 2022-03-13 16:45
Emal Mustafa,Netherlands 供应商服务: 非常满意 (5 stars) 按时发货: 非常满意 (5 stars)	
 <p>2021 new arrival big size Acrylic Epsom Salt Fl... ★★★★★ great job and great product</p>	
订单编号: 120887446501024850	Time Created: 2021-11-28 15:52
Emal Mustafa,Netherlands 供应商服务: 非常满意 (5 stars) 按时发货: 非常满意 (5 stars)	
 <p>2021 new arrival big size Acrylic Epsom Salt Fl... ★★★★★ great product!</p>	



订单编号: 122355099501027909

Time Created: 2021-11-17 00:32

glen leslie,Australia

供应商服务: 非常满意 (5 stars) 按时发货: 非常满意 (5 stars)



bill of lading



Buy from this supplier you can trust them  
Glen Leslie

订单编号: 87902427501021670

Time Created: 2021-09-30 02:05

,United Kingdom

供应商服务: 非常满意 (5 stars) 按时发货: 非常满意 (5 stars)



2021new touch screen ocean Epsom Salt Ther...



Great product from an excelent seller with overall outstanding quality of service. I would highly recommend to everybody looking for these products.  
I certainly will reorder this product in the future only from Mike, since there is no reason to look anywhere else.  
Thank you so very much and wiaish you all the best.

订单编号: 93930343501024121

Time Created: 2021-09-16 17:47

TY Cherry,United States

供应商服务: 非常满意 (5 stars) 按时发货: 非常满意 (5 stars)



2021 new arrival Big Size Float Pod Floatation ...



a very honest and good supplier. CXBE was in constant contact, and addressed all our concerns. They handled the shipping on time and perfectly in all aspects  
we will be doing more business with them and recommend them as a trusted trading partner.

订单编号: 76536406001026681

Time Created: 2021-07-05 03:50

Cezary Mordarski,Poland

供应商服务: 非常满意 (5 stars) 按时发货: 非常满意 (5 stars)



Large Salt Water Floatation Therapy Tank Swim...



Good quality and perfect purchase assistance.

订单编号: 65284238501029263

Time Created: 2021-07-19 16:26

Andrew Hibbert,United Kingdom

供应商服务: 非常满意 (5 stars) 按时发货: 非常满意 (5 stars)



2020 new salt bath deprivation floating tank ep...



Mike is a pleasure to have worked with. Professional and reliable service. Good product and quality.